


# The Comprehensive Guide to Writing Your Own Script



## Writing Your Own Script: A Parent's Role in the Gifted Child's Social Development (Perspectives in Gifted Homeschooling Book 8) by Corin Barsily Goodwin

★★★★★ 5 out of 5

Language	: English
File size	: 744 KB
Text-to-Speech	: Enabled
Screen Reader	: Supported
Enhanced typesetting	: Enabled
Word Wise	: Enabled
Print length	: 101 pages
Lending	: Enabled
Paperback	: 176 pages
Item Weight	: 14.22 pounds



Have you always dreamed of writing your own movie or television script? If so, you're in luck! Screenwriting is a challenging but rewarding endeavor that can lead to a successful career in the entertainment industry.

But where do you start? How do you turn your ideas into a compelling and well-written script?

This comprehensive guide will teach you everything you need to know about the screenwriting process, from outlining to formatting. By the end of this guide, you'll have the skills and knowledge you need to write your own script and start your journey towards becoming a successful screenwriter.

## Step 1: Outline Your Script

The first step in writing a script is to outline your story. An outline is a roadmap that will help you stay on track and avoid getting lost in the writing process.

Your outline should include the following elements:

- **Logline:** A one-sentence summary of your story.
- **Synopsis:** A brief overview of your story, including the main characters, setting, and plot.
- **Character sketches:** A brief description of each of your main characters, including their motivations, goals, and conflicts.
- **Plot outline:** A detailed outline of your story, including the beginning, middle, and end.

Once you have a solid outline, you're ready to start writing your script.

## Step 2: Write Your First Draft

Now it's time to start writing your first draft. Don't worry about being perfect at this stage; just focus on getting your ideas down on paper (or on your computer screen).

As you write, keep the following tips in mind:

- **Use a standard screenwriting format.** This will make your script easier to read and understand.

- **Write in a clear and concise style.** Avoid using jargon or unnecessarily complex language.
- **Focus on telling a compelling story.** Your script should be engaging and entertaining from beginning to end.

Once you have a complete first draft, take a break from it for a few days. Then come back to it with fresh eyes and start revising.

### **Step 3: Revise and Rewrite**

The revision process is essential for improving the quality of your script. As you revise, look for ways to:

- **Strengthen your story.** Make sure that your plot is well-paced and that your characters are well-developed.
- **Improve your dialogue.** Make sure that your dialogue is natural and believable.
- **Tighten your writing.** Cut any unnecessary scenes or dialogue.

Once you're satisfied with your revisions, you're ready to start formatting your script.

### **Step 4: Format Your Script**

Properly formatting your script is essential for making it look professional and easy to read. Here are some basic formatting guidelines:

- **Use a standard font.** Courier or Times New Roman are both good choices.

- **Set the margins to 1 inch on all sides.**
- **Use a 12-point font size.**
- **Double-space your lines.**
- **Indent dialogue by 1 inch.**
- **Use scene headings to break up your script.**

You can also use screenwriting software to help you format your script. Software such as Final Draft and Fade In can make the formatting process much easier.

### **Step 5: Get Feedback**

Once you've finished formatting your script, it's time to get feedback from others. This is a crucial step in the writing process, as it will help you identify areas that need improvement.


Here are some ways to get feedback on your script:

- **Join a writing group.** This is a great way to get feedback from other writers.
- **Hire a script consultant.** A script consultant can provide you with professional feedback on your script.
- **Enter your script in a contest.** This is a great way to get feedback from industry professionals.

Be open to feedback, and use it to improve your script.

Writing a script is a challenging but rewarding endeavor. By following the steps outlined in this guide, you can write a compelling and well-written script that will impress producers and directors.

So what are you waiting for? Start writing your script today!



## Writing Your Own Script: A Parent's Role in the Gifted Child's Social Development (Perspectives in Gifted Homeschooling Book 8) by Corin Barsily Goodwin

★★★★★ 5 out of 5

Language	: English
File size	: 744 KB
Text-to-Speech	: Enabled
Screen Reader	: Supported
Enhanced typesetting	: Enabled
Word Wise	: Enabled
Print length	: 101 pages
Lending	: Enabled
Paperback	: 176 pages
Item Weight	: 14.22 pounds


FREE

DOWNLOAD E-BOOK



## How to Get a Woman to Pay for You: A Comprehensive Guide to Strategies, Considerations, and Success

In the modern dating landscape, navigating financial dynamics can be a delicate subject. However, with careful consideration and open communication,...



## Principles and Theory for Data Mining and Machine Learning by Springer

Data mining and machine learning are two of the most important and rapidly growing fields in computer science today. They are used in a wide variety of applications, from...