


# The Complete Beginner's Guide to Leatherworking



## A Beginner's Guide to Leatherworking: Basic

### Leatherworking Projects: Leather Crafting by Greg Goebel

★★★★★ 5 out of 5

Language : English  
File size : 23696 KB  
Text-to-Speech : Enabled  
Screen Reader : Supported  
Enhanced typesetting : Enabled  
Print length : 182 pages  
Lending : Enabled



Leatherworking is a rewarding and versatile craft that has been practiced for centuries. It is a great way to create beautiful, functional, and unique items that can be used for a variety of purposes. Whether you are interested in making jewelry, clothing, accessories, or even furniture, leatherworking is a great way to get started.

Leather comes in various types, and each has its own unique characteristics. The most common type of leather used for leatherworking is cowhide, but other types, such as goat, lamb, and pigskin, can also be used. Each type of leather has its own advantages and disadvantages, so it is important to choose the right type for your project.

## Tools and Materials

The tools and materials you need for leatherworking can be purchased at most hardware stores or online. The main tools you will need are a knife, a cutting mat, a ruler, and a stitching awl. You may also want to invest in a leather punch, a leather skiving knife, and a leather edger.

The following are some of the basic materials you will need for leatherworking:

- **Leather:** The type of leather you choose will depend on the project you are making.
- **Thread:** Leather thread is a strong, durable thread that is used to sew leather. It is available in various colors and thicknesses.
- **Needles:** Leather needles are specially designed to sew through leather. They have a sharp point and a long eye.
- **Glue:** Leather glue is used to bond pieces of leather together. It is available in various types, so it is important to choose the right type for your project.
- **Finishes:** Leather finishes are used to protect and beautify leather. They are available in various types, so it is important to choose the right type for your project.

## Getting Started

Once you have gathered your tools and materials, it is time to start leatherworking! The first step is to cut out the pieces of leather that you need for your project. Use a sharp knife and a cutting mat to cut the leather accurately.

Once you have cut out the pieces of leather, it is time to sew them together. Use a leather needle and thread to sew the pieces of leather together. Be sure to use a strong stitch that will hold the leather together securely. If desired, you can use a glue to help to hold the leather together, but it is not necessary.

Once you have sewn the pieces of leather together, it is time to finish the edges of the leather. Use a leather edger to smooth and bevel the edges of the leather. This will give the leather a more finished look and help to prevent it from fraying.

## **Tips for Beginners**

Here are a few tips for beginners who are just starting out with leatherworking:

- **Start with a simple project.** This will help you to learn the basics of leatherworking without getting overwhelmed.
- **Use high-quality materials.** The quality of your materials will directly affect the quality of your finished product.
- **Be patient.** Leatherworking takes time and practice. Don't get discouraged if you don't get it right the first time.
- **Have fun!** Leatherworking should be enjoyable, so relax and have fun with it.


Leatherworking is a rewarding and versatile craft that can be enjoyed by people of all ages. With a little practice, you can create beautiful, functional, and unique items that will last for years to come. So what are you waiting for? Get started with leatherworking today!



## A Beginner's Guide to Leatherworking: Basic Leatherworking Projects: Leather Crafting by Greg Goebel


★★★★★ 5 out of 5

Language : English  
File size : 23696 KB  
Text-to-Speech : Enabled  
Screen Reader : Supported  
Enhanced typesetting : Enabled  
Print length : 182 pages  
Lending : Enabled



## How to Get a Woman to Pay for You: A Comprehensive Guide to Strategies, Considerations, and Success

In the modern dating landscape, navigating financial dynamics can be a delicate subject. However, with careful consideration and open communication,...



## Principles and Theory for Data Mining and Machine Learning by Springer

Data mining and machine learning are two of the most important and rapidly growing fields in computer science today. They are used in a wide variety of applications, from...

