

# Coloproctology: Diagnosis and Outpatient Management for Common Anorectal Conditions

Coloproctology is a specialized branch of medicine that focuses on the diagnosis and treatment of disorders affecting the colon, rectum, and anus. Commonly known as anorectal conditions, these disorders can cause significant discomfort, pain, and embarrassment for patients. Fortunately, many of these conditions can be effectively managed through outpatient procedures.


## Common Anorectal Conditions

- **Hemorrhoids:** Enlarged and inflamed veins in the anus or rectum that can cause pain, itching, and bleeding.
- **Anal Fissure:** A small tear in the lining of the anus that can cause severe pain during bowel movements.
- **Anal Fistula:** An abnormal connection between the anus and nearby skin or organs, which can lead to drainage, pain, and swelling.
- **Anal Abscess:** A collection of pus near the anus that can cause pain, redness, and swelling.
- **Pilonidal Cyst:** A small, fluid-filled sac that forms near the top of the buttocks and can become infected.

## Diagnosis

Accurate diagnosis is crucial for effective treatment of anorectal conditions. Your coloproctologist will typically perform a physical examination of the

anus and rectum to look for any abnormalities. They may also recommend additional tests, such as:



## Coloproctology: Diagnosis and Outpatient Management

by R.J. Nicholls

★★★★☆ 4.3 out of 5

Language : English

File size : 10551 KB

Text-to-Speech : Enabled

Screen Reader : Supported

Enhanced typesetting : Enabled

Print length : 313 pages

FREE

DOWNLOAD E-BOOK



- **Anoscopy:** A procedure that uses a lighted probe to examine the anus and rectum.
- **Sigmoidoscopy:** A procedure that uses a flexible tube with a camera to examine the lower part of the colon and rectum.
- **Colonoscopy:** A procedure that uses a flexible tube with a camera to examine the entire colon.
- **MRI (Magnetic Resonance Imaging):** A non-invasive imaging test that can provide detailed images of the anus, rectum, and surrounding tissues.

## Outpatient Management

Many anorectal conditions can be successfully managed on an outpatient basis, meaning you can go home the same day as your procedure.

Common outpatient management options include:

- **Rubber Band Ligation:** A procedure that uses small rubber bands to cut off the blood supply to hemorrhoids, causing them to shrink and eventually fall off.
- **Sclerotherapy:** A procedure that injects a solution into the hemorrhoids to shrink them.
- **Laser Treatment:** A procedure that uses a laser to cauterize and destroy hemorrhoids.
- **Anal Fissure Repair:** A procedure to close an anal fissure using stitches or a fibrin sealant.
- **Fistulotomy:** A procedure that surgically opens a fistula to allow drainage and healing.
- **Anal Abscess Drainage:** A procedure to drain an anal abscess and remove any infected tissue.
- **Pilonidal Cyst Excision:** A procedure to surgically remove a pilonidal cyst.

## **Aftercare and Recovery**


Following outpatient management, your coloproctologist will provide you with instructions on how to care for your incision or wound and manage your symptoms. Typically, recovery time is minimal, and most patients can resume normal activities within a few days. However, it is important to follow your doctor's instructions carefully to ensure a successful recovery.

## **Prevention**

While not all anorectal conditions can be prevented, there are certain lifestyle modifications that can help reduce your risk:

- **Eat a high-fiber diet:** Fiber helps keep stools soft and easy to pass, reducing the risk of hemorrhoids and anal fissures.
- **Stay hydrated:** Drinking plenty of fluids helps keep stools soft and prevents constipation.
- **Avoid straining during bowel movements:** Straining puts pressure on the veins in the anus, which can lead to hemorrhoids.
- **Exercise regularly:** Exercise helps improve blood circulation and can reduce the risk of constipation.
- **Maintain a healthy weight:** Being overweight or obese increases the risk of developing hemorrhoids.

Coloproctology is a specialized medical field that focuses on the diagnosis and treatment of anorectal conditions. Many of these conditions can be effectively managed through outpatient procedures. Accurate diagnosis is essential for effective treatment. By following your coloproctologist's instructions and making healthy lifestyle choices, you can manage your symptoms and improve your quality of life.



## Coloproctology: Diagnosis and Outpatient Management

by R.J. Nicholls

★★★★☆ 4.3 out of 5

Language : English  
 File size : 10551 KB  
 Text-to-Speech : Enabled  
 Screen Reader : Supported  
 Enhanced typesetting : Enabled  
 Print length : 313 pages


FREE

DOWNLOAD E-BOOK



## How to Get a Woman to Pay for You: A Comprehensive Guide to Strategies, Considerations, and Success

In the modern dating landscape, navigating financial dynamics can be a delicate subject. However, with careful consideration and open communication,...



## Principles and Theory for Data Mining and Machine Learning by Springer

Data mining and machine learning are two of the most important and rapidly growing fields in computer science today. They are used in a wide variety of applications, from...