


A Comprehensive Guide to Left Hand Chords for Guitar, Mandolin, Ukulele, and Banjo

Mastering left hand chords is essential for playing guitar, mandolin, ukulele, and banjo. This in-depth guide provides clear instructions, diagrams, and tips for learning and practicing left hand chords. Whether you're a beginner or an experienced player, you'll find everything you need to improve your chord playing skills.



Left Hand Chords for Guitar, Mandolin, Ukulele & Banjo

by J. Bruce Jones

★★★★☆ 4.2 out of 5

Language : English

File size : 14333 KB

Screen Reader : Supported

Print length : 60 pages

Lending : Enabled

FREE

DOWNLOAD E-BOOK



Getting Started

Before you start learning left hand chords, it's important to make sure you have the right equipment. You'll need a guitar, mandolin, ukulele, or banjo that is properly tuned. You'll also need a comfortable chair or stool to sit on while you practice.

Once you have your equipment, you can start learning the basic left hand chords. These chords are the building blocks of many songs, so it's

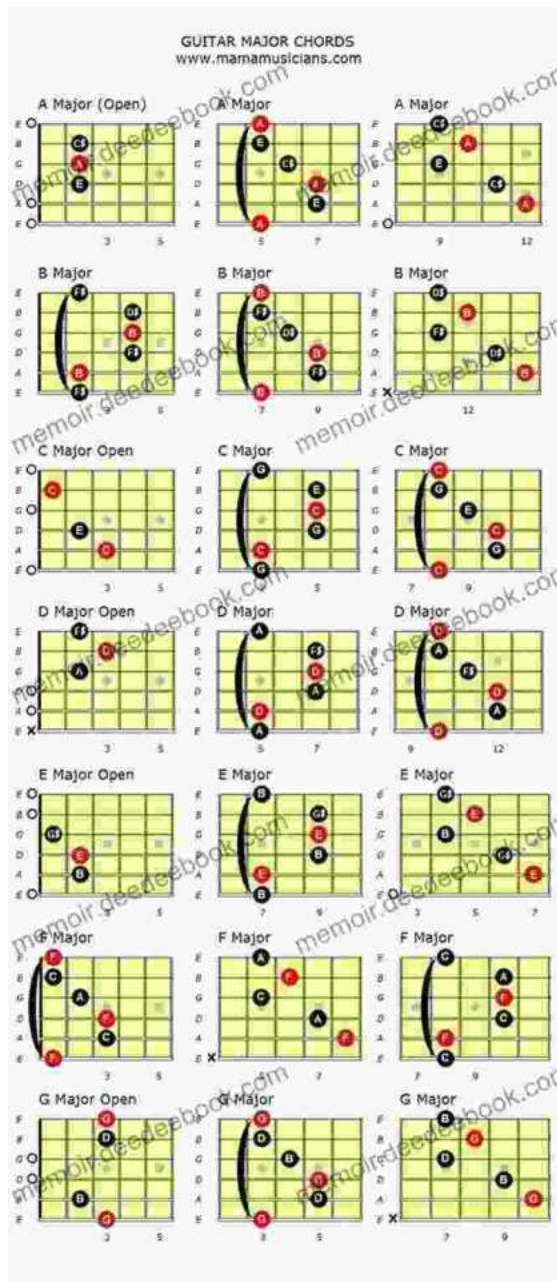
important to practice them regularly until you can play them smoothly and accurately.

Basic Left Hand Chords

The following are the most common left hand chords for guitar, mandolin, ukulele, and banjo:

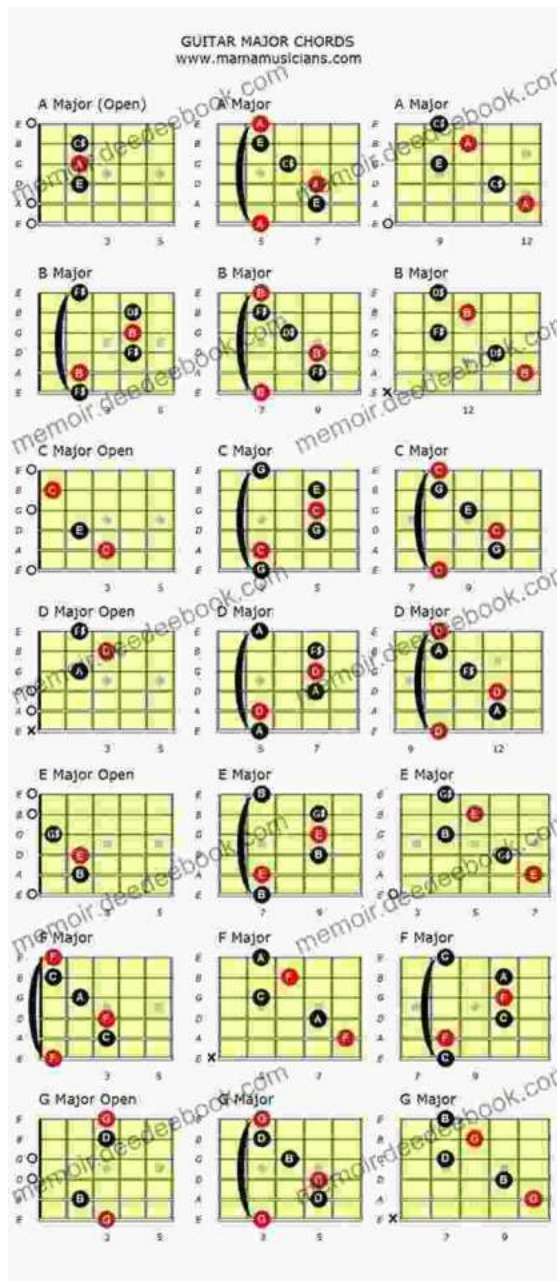
- C major
- G major
- D major
- A minor
- E minor
- F major
- B minor

Each of these chords has its own unique fingering, which is shown in the diagram below. To play a chord, simply place your fingers on the strings according to the diagram and strum or pick the strings.



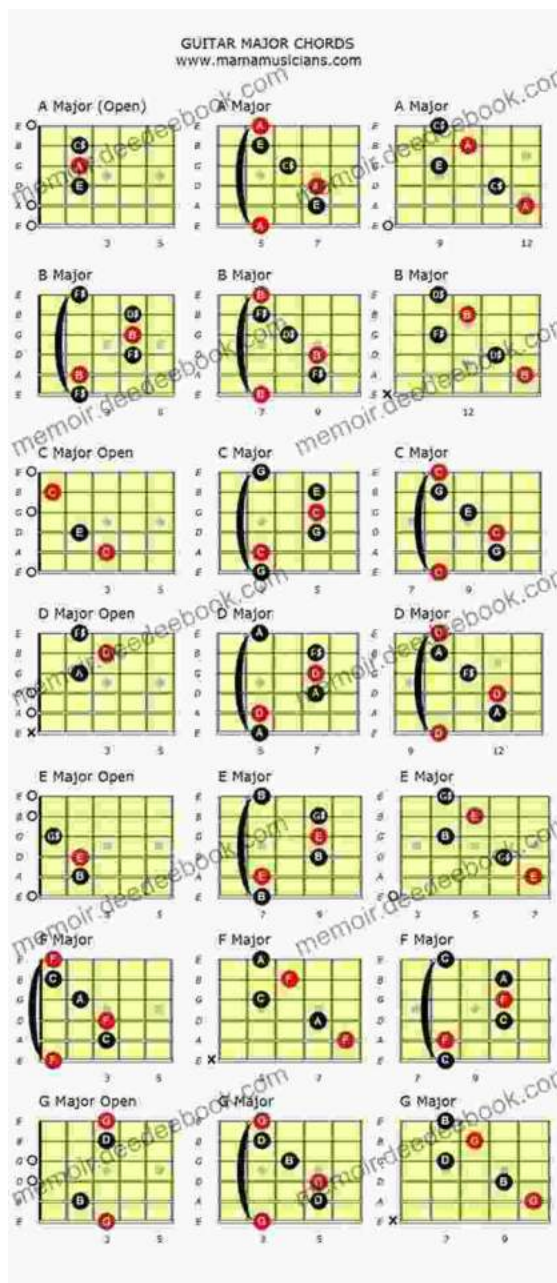
C major

- 1st finger on the 2nd fret of the B string
- 2nd finger on the 1st fret of the E string
- 3rd finger on the 2nd fret of the A string



G major

- 1st finger on the 2nd fret of the A string
- 2nd finger on the 3rd fret of the E string
- 3rd finger on the 4th fret of the D string



D major

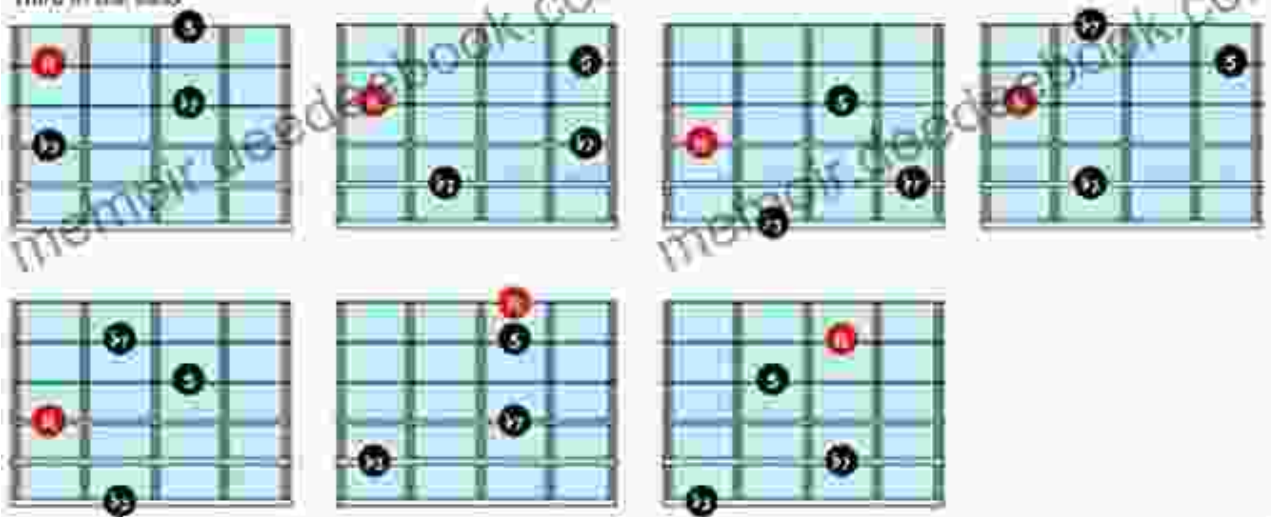
- 1st finger on the 2nd fret of the G string
- 2nd finger on the 1st fret of the A string
- 3rd finger on the 2nd fret of the D string

Minor 7 Guitar Chord Shapes - Part 1 of 2

Minor 7 Guitar Shapes -
Root in the bass



Minor 7 Guitar Shapes -
Third in the bass

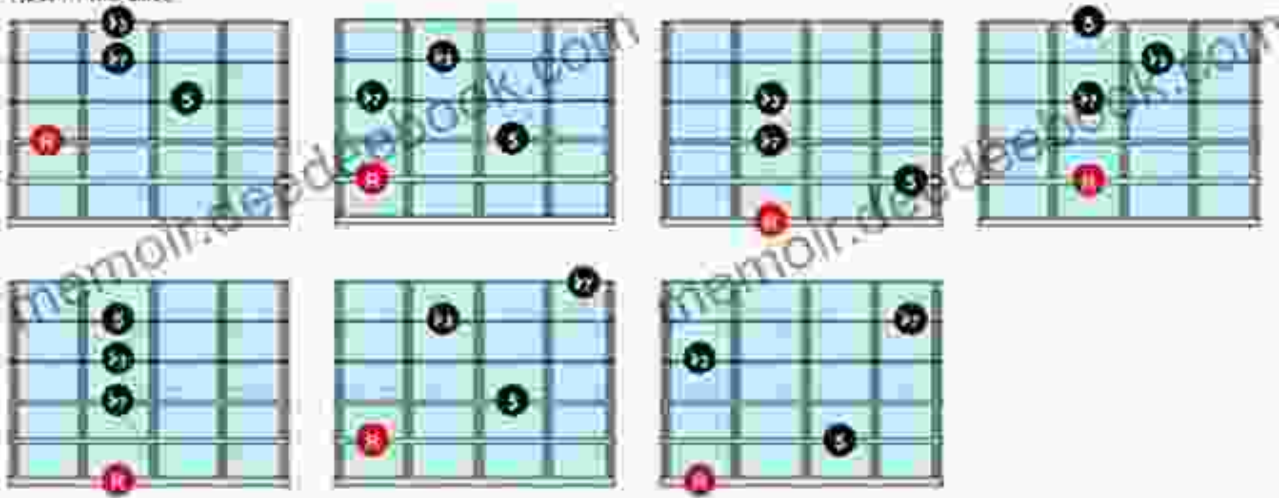


A minor

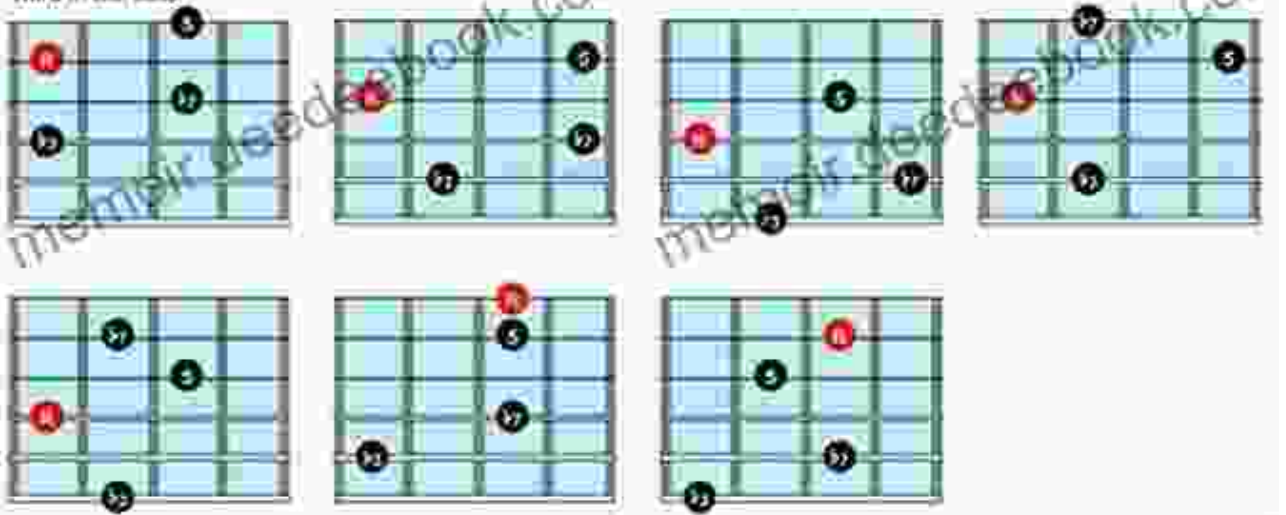
- 1st finger on the 1st fret of the E string
- 2nd finger on the 2nd fret of the A string
- 3rd finger on the 2nd fret of the G string

Minor 7 Guitar Chord Shapes - Part 1 of 2

Minor 7 Guitar Shapes -
Root in the bass

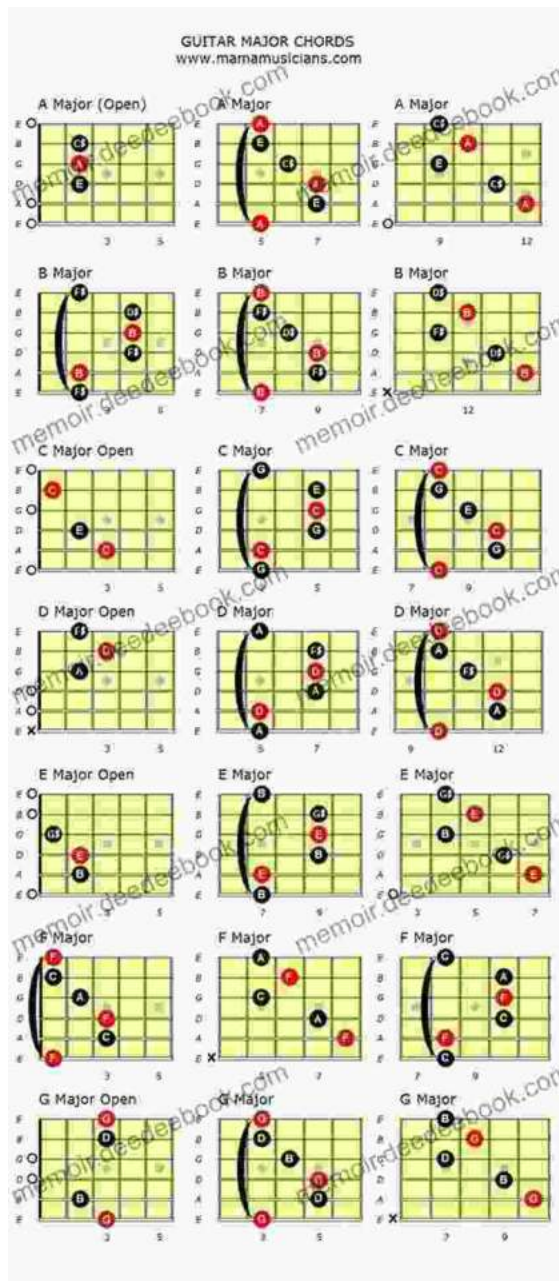


Minor 7 Guitar Shapes -
Third in the bass




E minor

- 1st finger on the 2nd fret of the D string
- 2nd finger on the 2nd fret of the A string
- 3rd finger on the 1st fret of the G string



F major

- 1st finger on the 1st fret of the D string
- 2nd finger on the 2nd fret of the G



Left Hand Chords for Guitar, Mandolin, Ukulele & Banjo

by J. Bruce Jones

★★★★☆ 4.2 out of 5

Language : English

File size : 14333 KB

Screen Reader: Supported

Print length : 60 pages

Lending : Enabled


FREE

DOWNLOAD E-BOOK



How to Get a Woman to Pay for You: A Comprehensive Guide to Strategies, Considerations, and Success

In the modern dating landscape, navigating financial dynamics can be a delicate subject. However, with careful consideration and open communication,...



Principles and Theory for Data Mining and Machine Learning by Springer

Data mining and machine learning are two of the most important and rapidly growing fields in computer science today. They are used in a wide variety of applications, from...